



### District Report Card: 2017


<b>State:</b> Mizoram	<b>District:</b> Lunglei
<b>Class:</b> 5	<b>Subject:</b> Language
<b>Schools:</b> 54	<b>Students:</b> 765


### Participation/Coverage


#### Students

<div>GENDER</div> <div></div>	Boys				Girls			
	Number		%		Number		%	
	392		51.24		373		48.76	

<div>AREA</div> <div></div>	Rural				Urban			
	Number		%		Number		%	
	641		83.79		124		16.21	

<div>CATEGORY</div> <div></div>	SC		ST		OBC		GEN	
	Number	%	Number	%	Number	%	Number	%
	0	0.00	765	100.00	0	0.00	0	0.00

<div>CWSN</div> <div></div>	LD	VI	HI	S&LD	ID	Oth
	1	3	0	1	1	16

<div>Management</div> <div></div>	Government			Government-aided		
	Number		%	Number		%
	584		76.34	181		23.66

### Average Performance of Students in Language (%)

Overall	Gender		Area		Management		Social Group			
	Male	Female	Rural	Urban	Govt.	Aided	SC	ST	OBC	GEN
52.20	51.79	52.64	51.94	53.55	51.83	53.41	0.00	52.20	0.00	0.00

### Performance on Learning Outcomes (LOs)

Learning Outcomes	Description	Average Performance(%)
L504	Reads and comprehends independently storybooks, news items/ headlines, advertisements etc.	53.41
L508	Reads text with comprehension, locates details and sequence of events	51.59

Range of Performance of Students who Answered Correctly							
Below 30%		30% - 50%		50% - 75%		Above 75%	
Number	%	Number	%	Number	%	Number	%
113	14.77	230	30.07	349	45.62	73	9.54

### Lowest Performing Learning Outcomes (LOs)

- 1 - Reads text with comprehension, locates details and sequence of events (51.59)
- 2 - Reads and comprehends independently storybooks, news items/ headlines, advertisements etc. (53.41)